

# Specification Sheet

# VT651 SWEEPER

Series VT651

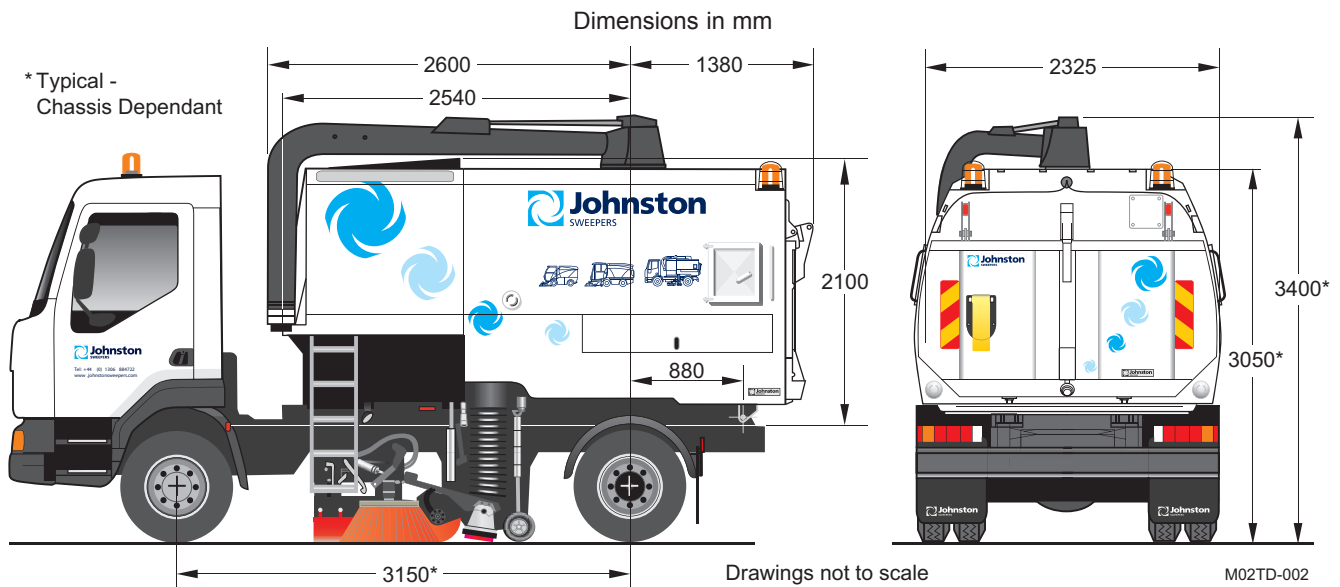
Sheet 1 of 1

Revision Number: 02-12

Subject Technical Information and Data

Date: 09/11/2012

Reference: ECM 709627



## Data and Performance Information

Capacities	
Hopper voided volume	6.5 m <sup>3</sup> nominal
Payload voided volume	5.56 m <sup>3</sup> nominal
Payload capacity	6 Tonnes (chassis dependent)
Fuel tank	190 litres
Water tank	1572 litres
Hydraulic system	75 litres

Engine Data	
Model	JCB Ecomax 444 Stage 4
Cubic capacity	4.4 litres
No. of cylinders	4
Gross rated power	55kW @ 2200 rpm
Maximum torque	400Nm @ 1250 r/m
Legislation compliance	NRMM Stage 4 EC directive 97/68EC
Operational rpm	Variable 1200-1500 & 1500-2000 rpm
Sump capacity	14 litres
Ambient temperature	49°C worldwide approval
Cold start capability	-20°C

Sweeping Equipment	
Channel brush (CB)	Ø 500 mm (Ø 650-710 Options)
Wide sweep brush (WSB)	Ø 406 mm
CB life expectancy	80 accumulated working hours (nom)
WSB life expectancy	150 accumulated working hours (nom)
Nozzle trunking diameter	Ø 250 mm
Nozzle width	750 mm

General Data	
Chassis requirement	13-15 Tonnes
Wheelbase	3150 mm nominal
Discharge height	950 mm (nom) chassis dependent
Discharge angle	54° nominal
Door opening angle	125° nominal
Filter mesh area	1.05 m <sup>2</sup>
Dust spray pump output	Up to 35l/min
Dust spray water pressure	3.5 bar
Hydraulic suction filtration	125 micron
Hydraulic return filtration	25 micron
Hydraulic pump displacement	Max output 32 litres
Sweeping speeds	2-15 kph (chassis dependent)

Johnston Sweepers Limited, Curtis Road, Dorking, Surrey RH4 1XF, UK  
 Tel: +44 (0) 1306 884722 Fax: +44 (0) 1306 884151  
[www.johnstonsweepers.com](http://www.johnstonsweepers.com) E-mail: [enquiries@johnstonsweepers.com](mailto:enquiries@johnstonsweepers.com)



# Technical Specification

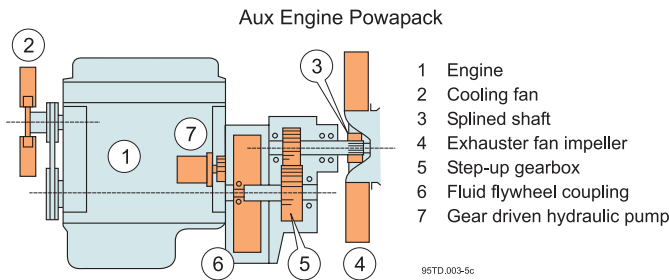
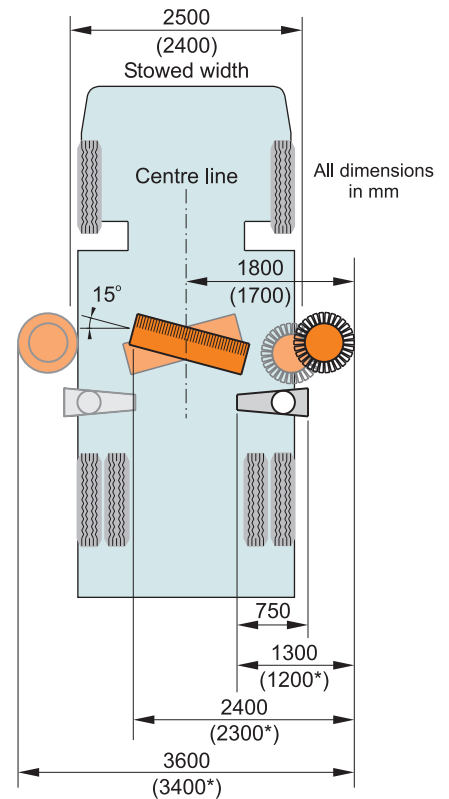
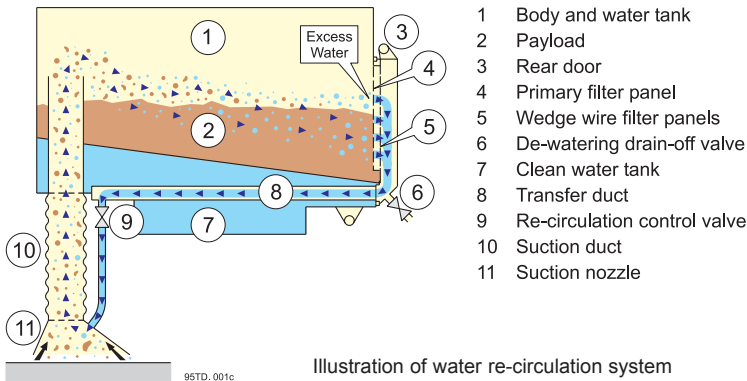


Illustration of water re-circulation system



Simultaneous channel brush option 95TD.004-5c

\* If Ø500 brushes specified, use dimensions in ( brackets ).

## Base specification

### Performance data

#### Exhauster fan:

Operational speed variable between 2400 rpm - 3500rpm to suit operation. Driven from the auxiliary engine via step-up gearbox and fluid flywheel coupling.  
Step-up gearbox ratio: 1.79:1

#### Channel brush:

Quick release brush system with infinitely variable speed up to 200rpm (cab controlled).

#### Nozzle:

Cast aluminium nozzle with 250mm diameter inlet and tool free adjustment.

#### Wide sweep brush:

Quick release brush system with a nominal 160rpm rotation speed.

#### Dust suppression system:

Dust suppression sprays located at suction nozzle(s), channel brush(es) and across front of vehicle.  
Pressadrain water purging system.

#### Electrical system:

24 volt.  
All external loom connections are full automotive IP67 rated.

### Controls:

Centre cab mounted master control panel with Johnston Video Monitor (JVM) providing information on a wide range of sweeper functions plus data capture download. Up to four optional cameras can also be viewed on the JVM screen. Separate palm rest controller housing controls for the main sweeping functions is mounted on the door side.

### In cab noise:

<75 dB(A) generally (dependent on chassis selection).

### Exterior noise / Sound power level:

L<sub>WA</sub> 110 dB(A) for standard power engines measured in accordance with EC directive 2000/14/EC.

L<sub>WA</sub> 112 dB(A) for high power engines measured in accordance with EC directive 2000/14/EC.

### Body & Cowl

Body comprises of hopper & integral water tank. Fabricated from heavy duty stainless steel plate.

Cowling is lined with frequency matched soundproofing material.

Water tank incorporates anti-surge baffles and filled via a type 'A' water hydrant fill. A twin diaphragm pump runs continuously and is able to run dry. Water tight twin lock rear door

### latching system with de-watering function.

Two body side access doors.  
Plug in hopper floor as transfer port for use as Streetwasher.  
Rear discharge chute, twin rear caged beacons, automatic multi position body propping mechanism and side storage lockers are standard features.

### Optional equipment

- JCB Dieselmex 444 NRMM Stage 3a. Gross power 85kW @ 2200 rpm. Max torque 440 Nm @ 1300 rpm.
- John Deere HF285 Stage 3a 12v only. Gross power 86kW @ 2200 rpm. Max torque 481Nm @ 1500 rpm.
- JCB Ecomax 444 NRMM Stage 3b. Gross power 93kW @ 2200 rpm. Max torque 550Nm @ 1500 rpm.
- Camera monitoring system.
- Littasnatch.
- Microtrap dust suppression system.
- Powathrust/Powasave.
- Pneumatic mesh shakers.
- Powascrub - wide sweep brush ground pressure device.
- Supawash - high pressure washing system 32 l/min @ 100 bar. Handlance, hose reel, front and nozzle spraybars.
- 6" or 8" boom mounted Wanderhose with power assist option.
- Water recirculation.

A comprehensive range of additional options is available. Please ask for details.

Johnston Sweepers Limited, Curtis Road, Dorking, Surrey RH4 1XF, UK  
Tel: +44 (0) 1306 884722 Fax: +44 (0) 1306 884151  
www.johnstonsweepers.com E-mail: enquiries@johnstonsweepers.com

